


Finnforest ThermoWood® External Cladding

Standard profile 1

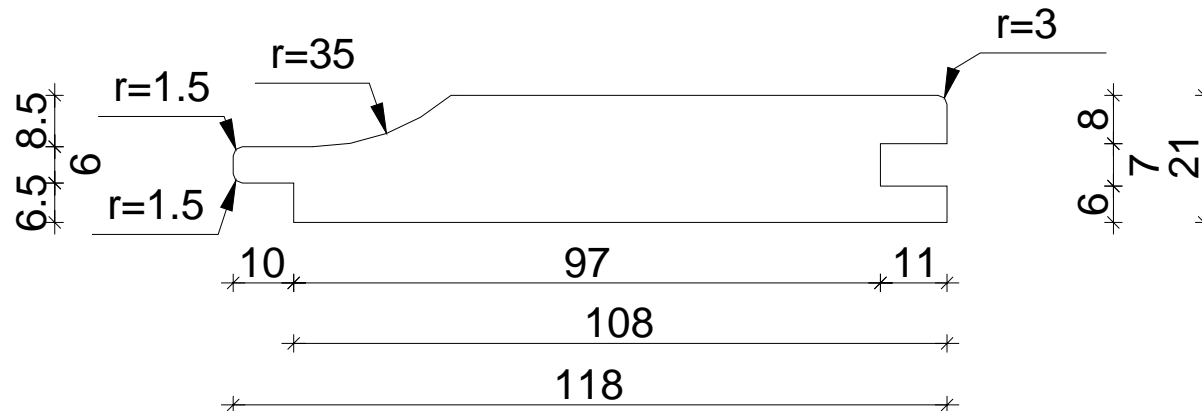
Finnforest ThermoWood External Cladding
 Standard profile 1
 Nordic Pine A+B, treatment class Thermo-D (T2)
 Fine sawn surface
 21 x 118 mm



Finnforest ThermoWood® External Cladding

Standard profile 2

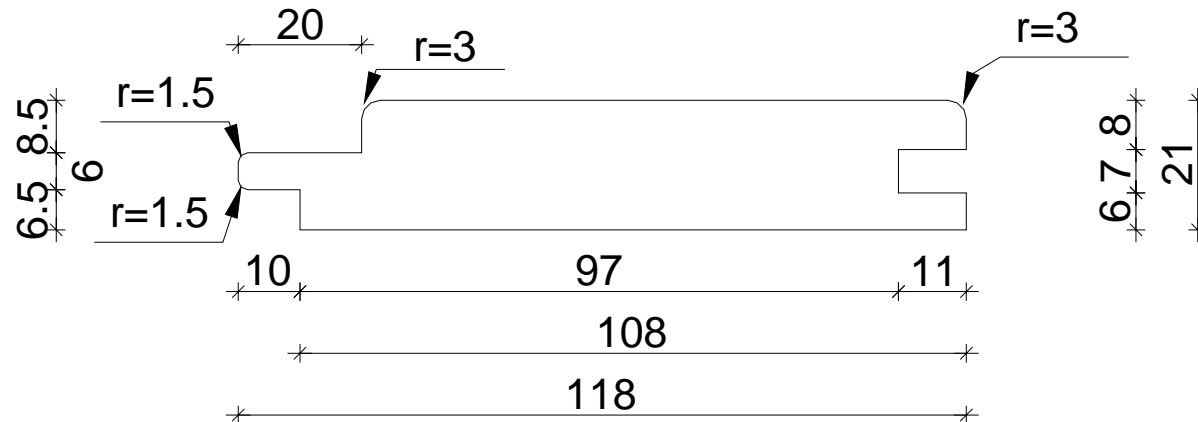
Finnforest ThermoWood External Cladding
Standard profile 2
Nordic Pine A+B, treatment class Thermo-D (T2)
Fine sawn surface
21 x 118 mm



Finnforest ThermoWood® External Cladding

Standard profile 4

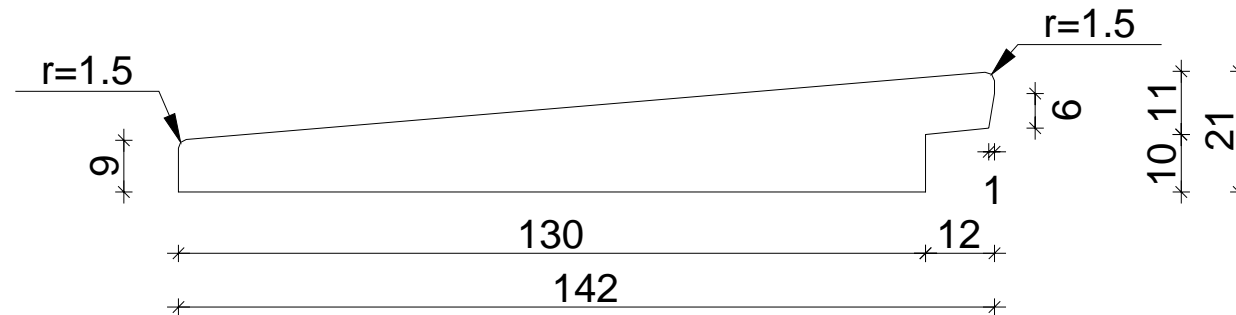
Finnforest ThermoWood External Cladding
 Standard profile 4
 Nordic Pine A+B, treatment class Thermo-D (T2)
 Fine sawn surface
 21 x 118 mm



Finnforest ThermoWood® External Cladding

Standard profile 9


Finnforest ThermoWood External Cladding
Profile 9
Nordic Pine A+B, treatment class Thermo-D (T2)
Fine sawn surface
21 x 142 mm



Finnforest ThermoWood® External Cladding

Standard profile 13

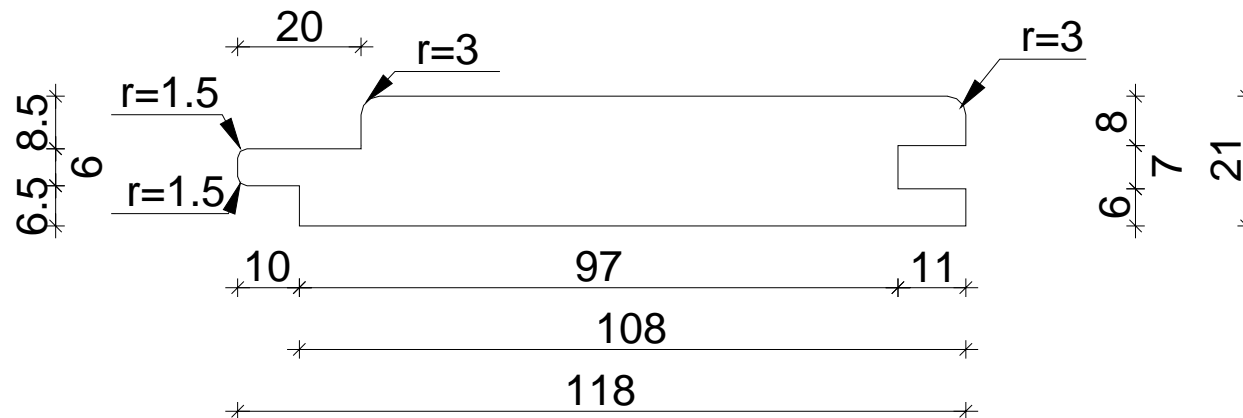
Finnforest ThermoWood External Cladding
 Profile 13 (UK special)
 Nordic Pine A+B, treatment class Thermo-D (T2)
 Planed surface
 21 x 118 mm



Finnforest ThermoWood® External Cladding

Standard profile 14

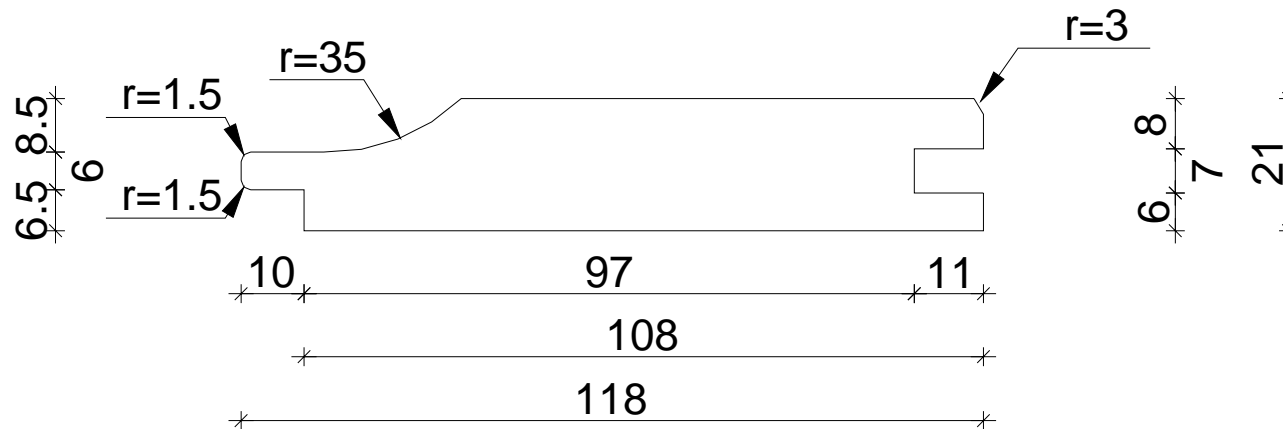
Finnforest ThermoWood External Cladding
Profile 14 (UK special)
Nordic Pine A+B, treatment class Thermo-D (T2)
Planed surface
21 x 118 mm



Finnforest ThermoWood® External Cladding

Standard profile 15


Finnforest ThermoWood External Cladding
Profile 15 (UK special)
Nordic Pine A+B, treatment class Thermo-D (T2)
Planed surface
21 x 118 mm



Finnforest ThermoWood® External Cladding

Standard profile 16

Finnforest ThermoWood External Cladding
 Profile 16 (UK special)
 Nordic Pine A+B, treatment class Thermo-D (T2)
 Planed surface
 16 x 118 mm



Finnforest ThermoWood® External Cladding

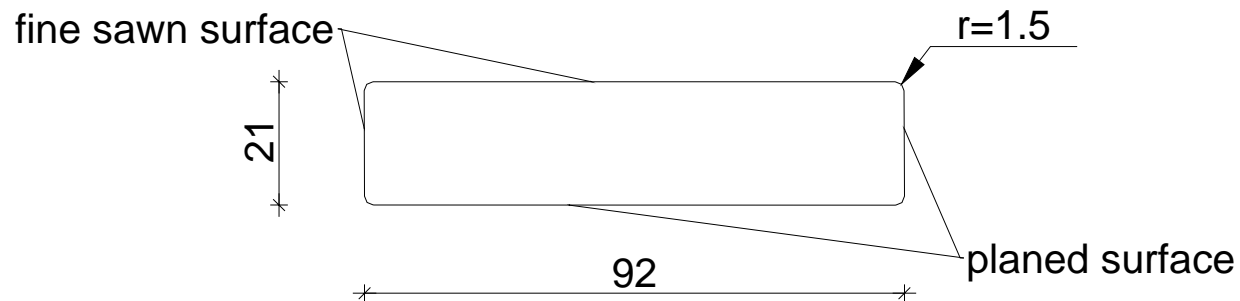
Standard profile 17

Finnforest ThermoWood External Cladding Corner Piece / Batten
Profile 17

Nordic Pine A+B, treatment class Thermo-D (T2)

Fine sawn surface / planed surface

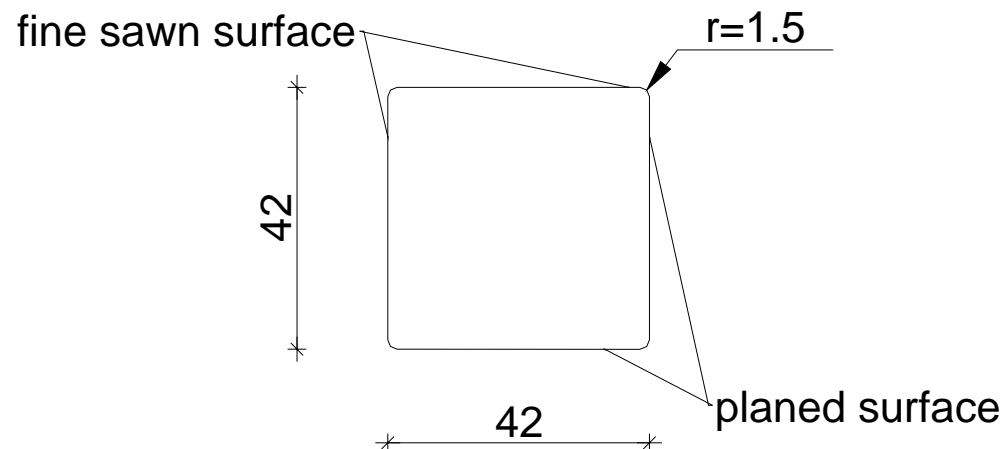
21 x 92 mm



Finnforest ThermoWood® External Cladding

Standard profile 18

Finnforest ThermoWood External Cladding Corner Piece
Profile 18
Nordic Pine A+B, treatment class Thermo-D (T2)
Fine sawn surface / planed surface
42 x 42 mm



Finnforest ThermoWood® Terrace

Standard profile 21

Finnforest ThermoWood Terrace

Standard profile 21

Nordic Pine A+B, treatment class Thermo-D (T2)

Planed surface

26 x 118 mm

